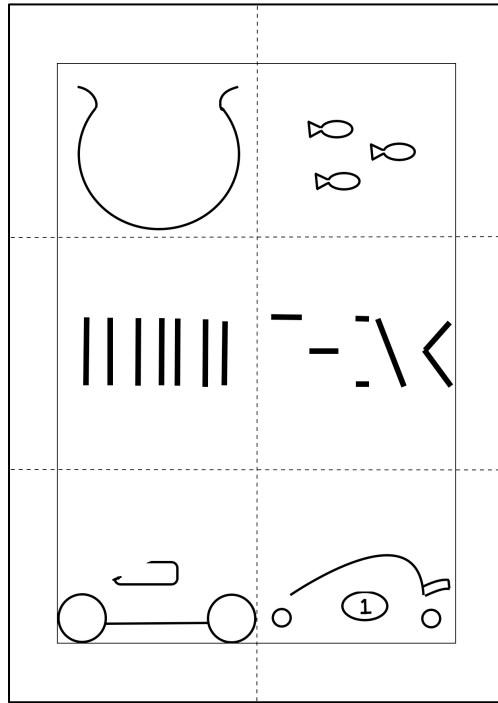
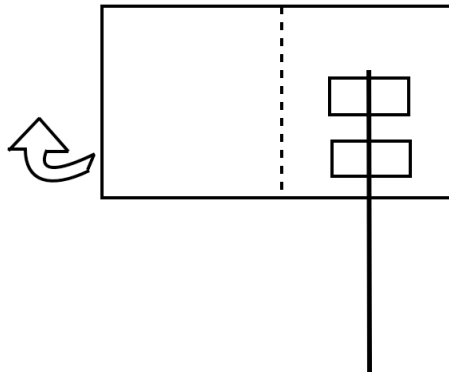


Instructions for Spinners

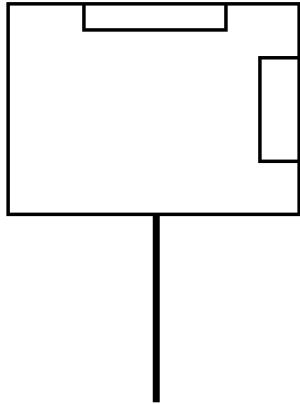
1. Cut out the three templates from the page



2. Color! Get creative!
3. Tape a wooden skewer in the middle of one side of the paper vertically.



4. Fold on the dotted line, and tape sides together.



5. Hold skewer between hands, and move your hands like you are warming them up.
6. See your picture come to life!

The reason it works:

When the picture is spinning, your brain takes in so much information at once that it can't sort it all out! To see the picture, your brain takes a shortcut and just combines the images and that's why you see one picture instead of two!